

CUSTOM CATARACT SOLUTIONS



8 St Marks Road, Remuera
phone (64) 09 529 2480
fax (64) 09 529 2481
email admin@aucklandeye.co.nz
web www.aucklandeye.co.nz


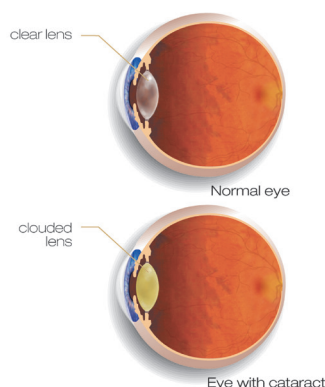


www.aucklandeye.co.nz

WHAT ARE CATARACTS?

A cataract is an opacity (or cloudiness) in the lens of the eye. This cloudiness develops inside the lens and restricts light passing through the eye and reaching the retina. When this occurs, vision is affected.

An opacity can be quite minor or it can become so marked that it prevents adequate vision.



WHAT ARE THE SYMPTOMS?

Common symptoms of cataracts are:

- Cloudy or blurry vision
- Light sensitivity from car headlights that seem too bright at night; glare from lamps or very bright sunlight; or the appearance of a halo around lights
- Poor or reduced night vision
- Double or multiple vision (this symptom often goes away as the cataract progresses)
- “Second sight” where near vision becomes possible without glasses again because of the cataract developing in the lens. This state is usually temporary, and followed by progressive loss of distance vision
- A need for frequent changes of glasses or contact lenses

WHAT CAUSES CATARACTS?

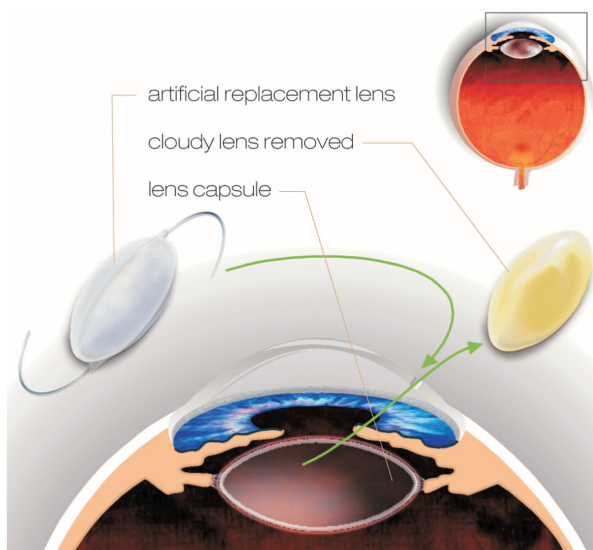
The most common cause of cataracts is aging. Others include:

- Inherited or developmental problems
- Health problems such as diabetes
- Medications such as steroids
- Trauma to the eye

CATARACT TREATMENT



Only cataracts causing symptoms need treatment. Modern cataract or lens replacement surgery is effective in restoring vision to most patients. This involves removing the cloudy lens from inside the eye through a small incision, and replacing it with a new artificial lens, also called the Intraocular Lens (IOL) made from acrylic materials.



Cataract (intraocular) lens replacement

Auckland Eye offers two approaches to cataract surgery: **PersonalEyes®** and **PersonalEyes® plus**.

By utilising the latest diagnostic equipment, surgical techniques and lens implants, it is now possible to offer a 'measure and match' personalised treatment plan allowing a visual outcome that really is for your eyes only.

If cataracts mean your vision is cloudy or blurry with poor low-light or night vision, **PersonalEyes®** custom cataract solutions may be the perfect solution for you.

Through a comprehensive series of personalised measurements we are able to recommend the perfect IOL to match your individual readings, so we can provide you with the best visual outcome possible.



This new approach results in clearer, brighter, better quality vision with enhanced contrast, most noticeable in low light conditions such as driving at dusk, in fog or drizzle, and with restaurant lighting.



WITHOUT
PersonalEyes®
low contrast



WITH
PersonalEyes®
enhanced contrast

If you'd like to be less dependent on glasses following lens replacement surgery, this could now be a reality thanks to the latest customised technology used by Auckland Eye.

PersonalEyes®plus uses the most advanced multifocal IOLs available, to give you a level of freedom from glasses that you may have previously only dreamed of.

With **PersonalEyes®plus** multifocal IOL's you can now dramatically improve your near and distance vision post lens-replacement surgery, reducing, and in some cases eliminating, the need for glasses.

Additionally, **PersonalEyes®plus** can also be beneficial if you suffer from astigmatism, as we are now able to correct this with Toric IOLs, improving your vision significantly and reducing the need for glasses post-operatively.



OVERALL BENEFITS OF CATARACT SURGERY

Cataract surgery at Auckland Eye offers people suffering from cataract problems a range of potential life-changing benefits, including:

- Improved sight and colour vision
- Improved clarity of vision
- Increased independence
- Improved quality of life
- Reduced dependence on corrective eyewear

COMMON QUESTIONS ABOUT CATARACT SURGERY

1. HOW IS A CATARACT DETECTED?

A cataract may be detected by your optometrist or family doctor. It is important that a thorough eye examination is performed by your optometrist or eye specialist to ensure that there are no other causes for your blurry vision.

2. HOW FAST DOES A CATARACT DEVELOP?

How fast a cataract develops varies among individuals and may even vary between eyes. In younger people and people with diabetes cataracts may progress rapidly over a few months. However, most age-related cataracts progress gradually over a period of years.

3. WHEN SHOULD A PERSON WITH A CATARACT HAVE SURGERY?

Cataract surgery is usually considered when loss of vision begins to interfere with daily activities or affect your quality of life. Based on the specific symptoms, a patient and his/her surgeon should decide together when surgery is appropriate.

4. HOW IS A CATARACT TREATED?

During the early stages of a cataract, a change in glasses may improve the clarity of vision, though this is usually temporary. When cataracts begin to interfere with daily activities, surgical removal is the only effective treatment.

5. IS CATARACT SURGERY PERMANENT?

Yes. It is not possible to get another cataract once it has been removed. However, approximately 10% of patients may become aware of a gradual blurring of vision some months or even years after the surgery due to thickening of the lens capsule that supports your artificial lens. If this occurs, clear vision is usually restored by a simple laser treatment, called a capsulotomy, which can be performed during a short visit to the clinic.

6. WILL I NEED GLASSES AFTER THE SURGERY?

Most patients will require glasses for fine visual tasks although some patients can get by without them for certain activities.

7. WHAT IF I HAVE OTHER EYE DISEASES - WILL CATARACT SURGERY HELP?

There are many diseases which can affect and limit the eye's visual improvement following cataract surgery.

These can be diagnosed before the operation and your eye specialist will discuss the impact of any such problems with you.

8. DOES THE OPERATION HURT?

No. An anaesthetic is applied before surgery so that there is no pain, but some people experience slight discomfort after the surgery. The anaesthetic stops the eye from moving during the operation and your eyelids are held open by a spring, so all you have to do is lie still for the surgery. You cannot see what is happening during the operation.

9. CAN PROBLEMS OCCUR AFTER SURGERY?

Cataract surgery is very safe and has a high success rate. However it is important to understand that complications can occur during or after the surgery. If you experience even the slightest problem after surgery, please contact your surgeon immediately.



AUCKLAND EYE

SEE YOUR LIFE CHANGE

Cataract removal is one of the most common eye operations performed in New Zealand today. It is also one of the safest and most effective, and is successful in over 98% of cases.



Auckland Eye is New Zealand's centre of excellence for eye care, with a totally tailored approach that provides the best possible outcome for patients. Our team of leading experts are highly trained in their specialist fields, providing assessment and management of a comprehensive range of eye conditions.

Combined with Oasis Surgical – Auckland's premier eye surgery facility – we offer superior treatment and world-class care in a relaxed, friendly environment. Both centres are independently accredited against EQUIP 5 standards for excellence in patient care and services.

Auckland Eye is centrally located in Remuera, with easy motorway access, plentiful off-street parking and wheelchair access. There are additional dedicated consulting facilities in Albany and New Lynn, as well as appointments available at a wide range of other locations across the Auckland region.

Auckland Eye is an affiliated provider to Southern Cross Health Society.

For more information on custom cataract solutions please contact our friendly specialist team.

AUCKLAND EYE SURGEONS



Dr Stephen Best
BSc, MBChB, FRANZCO
Remuera, Botany



Dr Stuart Carroll
MBChB, FRANZCO
Remuera, Silverdale



Dr Shenton Chew
BHB, MBChB, MD,
PGDipOphthBS, FRANZCO
Remuera, Takapuna, New Lynn



Dr Dean Corbett
BSc, MBChB, FRANZCO
Remuera, Albany, Orewa



Dr Archie McGeorge
MBChB, PhD, FRANZCO
Remuera, Albany, Takapuna, Orewa



Dr Justin Mora
MBChB, FRANZCO
Remuera, Papakura, Pukekohe,
New Lynn



Dr Yvonne Ng
MBChB, FRANZCO
Remuera, Botany, Henderson,
Albany

AUCKLAND EYE SURGEONS



Dr Sue Ormonde
MBChB, MD, FRCOphth, FRANZCO
Remuera, Albany, Westgate



Dr David Pendergrast
MBChB, FRANZCO
Remuera, Papakura, Pukekohe



Dr Alison Pereira
MBChB, FRCOphth, FRANZCO
Remuera, Albany



Assoc. Prof. Philip Polkinghorne
MBChB, MD, FRANZCO, FRCOphth
Remuera, Papatoetoe, Whangarei



Dr Paul Rosser
MBChB, FRANZCO
Remuera, Albany, New Lynn



Dr Jo Sims
MBChB, FRANZCO
Remuera, New Lynn, Papatoetoe



Dr Sarah Welch
BSc, BMedSci, MBChB, FRANZCO
Remuera, New Lynn, Pukekohe