

# SQUINTS (STRABISMUS)



**AUCKLANDEYE**  
*See your life* CHANGE

[www.aucklandeye.co.nz](http://www.aucklandeye.co.nz)

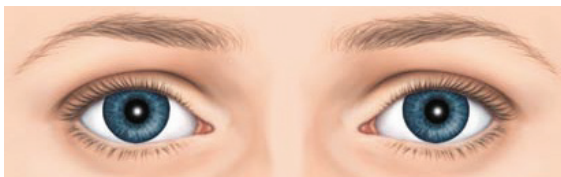
# SQUINTS (STRABISMUS)

## WHAT IS A SQUINT?

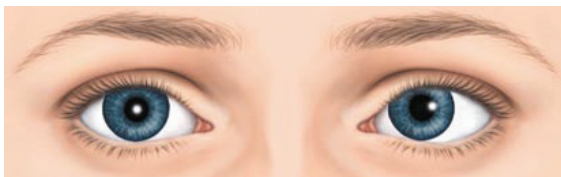
A squint or strabismus is present when the two eyes are not looking in the same direction. It may be apparent all the time or only when the person is tired, unwell or focusing on a near or distant object. The eye may turn in or out, or one eye may sit higher than the other.

A squint may vary depending on the gaze position.

### Normal eyes



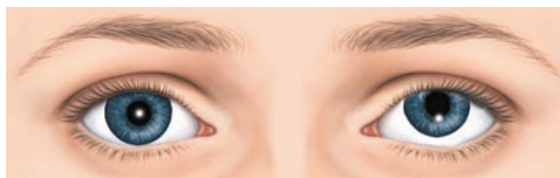
### Left esotropia



### Left exotropia



### Left hypertropia



Babies often have the appearance of a squint due to a wide bridge of the nose and this appearance is lost as the face develops. However, a child with a true squint will not grow out of it, so all children suspected of a squint must be seen by an eye specialist.

Squints can also be seen in adults, as a longstanding problem or following a nerve palsy.

## WHAT CAUSES THE SQUINT?

Squints may occur in families and may arise in the first few months of life. However, they may also appear in older children. Some children have a weak ability to use the eyes together, and a squint can develop. If a squint is present, the misalignment means that the eyes will lose the ability to work together and achieve 3-D vision (binocular vision).

Children may be farsighted and have a focusing problem, in which case the effort of focusing to see clearly may lead to a squint. Glasses alone may correct this problem.

Very occasionally a child may develop a squint because there is a problem with the eye and it has defective sight. The earlier this is detected the sooner treatment can be started.

If a child squints with one eye, then the vision in that eye will become lazy (amblyopic) as the brain ignores information from the squinting eye.



## WHAT ARE THE EFFECTS OF A SQUINT?

- a child may develop a lazy eye (amblyopia) which if not treated will lead to long term poor sight in that eye
- a child will lose binocular vision
- a squint may spoil one's appearance
- in adults the main symptom is often double vision.



## WHEN SHOULD TREATMENT START?

Children suspected of having a squint should be seen without delay by an eye specialist. No child is too young to be seen. In adults a squint from nerve palsy may recover on its own and treatment is therefore only undertaken once the squint has stabilised.

## WHAT IS THE TREATMENT?

Glasses will be prescribed if there is a focusing error, particularly with farsightedness. If a child squints with one eye, then the eye will become lazy. By patching the other eye, the child has to use the lazy eye. This will assist in

improving the vision in the lazy eye to a level comparable with the good eye. The child will then be able to use either eye to see and the squint will switch from one eye to the other (alternation), which is the aim of the treatment. If the appearance of a squint is obvious then surgery is carried out to move the eye muscles and thereby straighten the eye. In some cases surgery is performed early in an effort to achieve binocular vision.

In children, surgery is usually performed between the ages of six months and four years, and in adults it may be performed at any convenient time once the squint has stabilised. Squint surgery is performed as a day stay procedure usually under general anaesthesia.



# AUCKLAND EYE

SEE YOUR LIFE CHANGE

Auckland Eye is New Zealand's centre of excellence for eye care, with a totally tailored approach that provides the best possible outcome for patients. Our team of leading experts are highly trained in their specialist fields, providing assessment and management of a comprehensive range of eye conditions.

Combined with Oasis Surgical – Auckland's premier eye surgery facility – we offer superior treatment and world-class care in a relaxed, friendly environment. Both centres are independently accredited against EQUIP 5 standards for excellence in patient care and services.

Auckland Eye is centrally located in Remuera, with easy motorway access, plentiful off-street parking and wheelchair access. There are additional dedicated consulting facilities in Albany and New Lynn, as well as appointments available at a wide range of other locations across the Auckland region.

Auckland Eye is an affiliated provider to Southern Cross Health Society.

**For more information on Squints (Strabismus), please contact our friendly specialist team.**



## AUCKLAND EYE SURGEONS



**Dr Stephen Best**  
BSc, MBChB, FRANZCO  
Remuera, Botany



**Dr Stuart Carroll**  
MBChB, FRANZCO  
Remuera, Silverdale, Takapuna



**Dr Shenton Chew**  
BHB, MBChB, MD,  
PGDipOphthBS, FRANZCO  
Remuera, Takapuna, New Lynn



**Dr Dean Corbett**  
BSc, MBChB, FRANZCO  
Remuera, Takapuna, Orewa



**Dr Archie McGeorge**  
MBChB, PhD, FRANZCO  
Remuera, Takapuna, Orewa



**Dr Justin Mora**  
MBChB, FRANZCO  
Remuera, Papakura, Pukekohe,  
New Lynn



**Dr Yvonne Ng**  
MBChB, FRANZCO  
Remuera, Botany, Henderson, Takapuna

## AUCKLAND EYE SURGEONS



**Dr Sue Ormonde**  
MBChB, MD, FRCOphth, FRANZCO  
Remuera, Takapuna, Westgate



**Dr David Pendergrast**  
MBChB, FRANZCO  
Remuera, Papakura, Pukekohe



**Dr Alison Pereira**  
MBChB, FRCOphth, FRANZCO  
Remuera, Takapuna



**Assoc. Prof. Philip Polkinghorne**  
MBChB, MD, FRANZCO, FRCOphth  
Remuera, Papatoetoe, Whangarei



**Dr Paul Rosser**  
MBChB, FRANZCO  
Remuera, Albany, New Lynn



**Dr Jo Sims**  
MBChB, FRANZCO  
Remuera, New Lynn, Papatoetoe



**Dr Sarah Welch**  
BSc, BMedSci, MBChB, FRANZCO  
Remuera, New Lynn, Pukekohe



8 St Marks Road, Remuera  
phone (64) 09 529 2480  
fax (64) 09 529 2481  
email [admin@aucklandeye.co.nz](mailto:admin@aucklandeye.co.nz)  
web [www.aucklandeye.co.nz](http://www.aucklandeye.co.nz)

