

# UVEITIS



**AUCKLANDEYE**  
*See your life* CHANGE

[www.aucklandeye.co.nz](http://www.aucklandeye.co.nz)

# UVEITIS

Uveitis means inflammation inside the eye. It affects the part of the eye called the uvea which consists of the iris, ciliary body and choroid.

Uveitis can cause serious problems and vision loss but with prompt treatment it can be controlled in most people.

## TYPES OF UVEITIS

There are different types of uveitis depending on which parts of the eye are involved with inflammation.

### Anterior uveitis

- Affects the front of the eye, including the iris (sometimes called iritis)
- Most common symptoms are redness, eye ache, sensitivity to lights and blurred vision.

### Intermediate uveitis

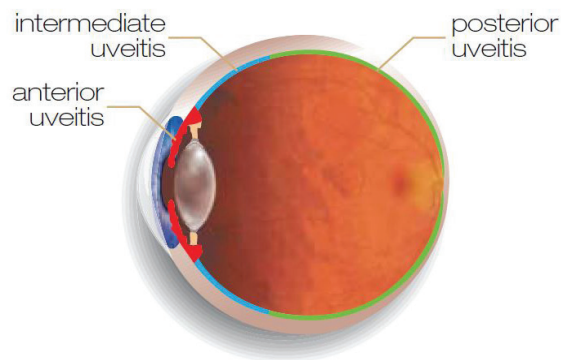
- Affects the middle of the eye, mainly the vitreous jelly
- Most common symptoms are blurred vision and floaters.

### Posterior uveitis

- Affects the back of the eye, mainly the choroid layer and retina
- Most common symptoms are blur and floaters

### Panuveitis

- Affects the front and back of the eye



## WHO GETS IT?

It is unknown why most people get uveitis and it can develop in people who are completely healthy.

However, there is a greater risk of uveitis in people with other inflammatory or autoimmune problems such as; inflammatory bowel disease, inflammatory arthritis and psoriasis.

The most common cause in New Zealand is HLA B27- related uveitis. HLA-B27 is a gene that some people are born with that can predispose them to developing uveitis later in life.

In some cases uveitis is caused by an infection. Your ophthalmologist may request investigations to check for an underlying cause.

## SIGNS OR SYMPTOMS

Symptoms depend on the type of uveitis present (whether it mainly affects the front or the back of the eye).

The most common symptoms are redness, light sensitivity, eye ache and blur. It usually affects one eye, but in some people both eyes will be involved.

## TREATMENT

There is no known cure for uveitis, but in most cases it can be treated very

effectively with a course of steroid eye drops over four to six weeks.

Cases of intermediate or panuveitis usually require additional treatment as eye drops cannot penetrate well into the back of the eye.

Depending on the severity of the disease, your doctor may recommend oral steroid therapy or steroid injections around the eye.

In very rare cases other immunosuppressant medications are required.



## HOW LONG DOES IT LAST?

The most common type of uveitis, anterior uveitis (affecting the front of the eye), typically lasts 4 to 6 weeks.

Some cases of uveitis are chronic and can last for months or years, but this is much less common.

Those with intermediate uveitis and panuveitis are more likely to have a chronic course.

Uveitis can return at any stage and it is very important to see your ophthalmologist promptly if you notice any symptoms returning.



# AUCKLAND EYE

## SEE YOUR LIFE CHANGE

Auckland Eye is New Zealand's centre of excellence for eye care, with a totally tailored approach that provides the best possible outcome for patients.

Our team of leading experts are highly trained in their specialist fields, providing assessment and management of a comprehensive range of eye conditions.

Combined with Oasis Surgical – Auckland's premier eye surgery facility – we offer superior treatment and world-class care in a relaxed, friendly environment.

Both centres are independently accredited against EQUIP 5 standards for excellence in patient care and services.

Auckland Eye is centrally located in Remuera, with easy motorway access, plentiful off-street parking and wheelchair access.

There are additional dedicated consulting facilities in Takapuna and New Lynn, as well as appointments available at a wide range of other locations across the Auckland region.

Auckland Eye is an affiliated provider to Southern Cross Health Society.

**For more information on Uveitis, please contact our friendly specialist team.**



## AUCKLAND EYE SURGEONS



**Dr Stephen Best**  
BSc, MBChB, FRANZCO  
**Remuera, Botany**



**Dr Stuart Carroll**  
MBChB, FRANZCO  
**Remuera, Silverdale, Takapuna**



**Dr Dean Corbett**  
BSc, MBChB, FRANZCO  
**Remuera, Takapuna, Orewa**



**Dr Archie McGeorge**  
MBChB, PhD, FRANZCO  
**Remuera, Takapuna, Orewa**



**Dr Justin Mora**  
MBChB, FRANZCO  
**Remuera, Papakura, Pukekohe, New Lynn**



**Dr Yvonne Ng**  
MBChB, FRANZCO  
**Remuera, Botany, Henderson, Takapuna**



**Dr Sue Ormonde**  
MBChB, MD, FRCOphth, FRANZCO  
**Remuera, Takapuna, Westgate**

## AUCKLAND EYE SURGEONS




**Dr David Pendergrast**  
MBChB, FRANZCO  
**Remuera, Papakura, Pukekohe**




**Dr Alison Pereira**  
MBChB, FRCOphth, FRANZCO  
**Remuera, Takapuna**



**Assoc. Prof. Philip Polkinghorne**  
MBChB, MD, FRANZCO, FRCOphth  
**Remuera, Papatoetoe, Whangarei**



**Dr Paul Rosser**  
MBChB, FRANZCO  
**Remuera, Albany, New Lynn**



**Dr Jo Sims**  
MBChB, FRANZCO  
**Remuera, New Lynn, Papatoetoe**



**Dr Sarah Welch**  
BSc, BMedSci, MBChB, FRANZCO  
**Remuera, New Lynn, Pukekohe**



**8 St Marks Road, Remuera**

**phone (64) 09 529 2480**

**fax (64) 09 529 2481**

**email [admin@aucklandeye.co.nz](mailto:admin@aucklandeye.co.nz)**

**web [www.aucklandeye.co.nz](http://www.aucklandeye.co.nz)**

